



EXPERIENCE THE *colours of New Zealand*™



MILLENNIUM & COPTHORNE HOTELS NEW ZEALAND LIMITED
2008 HALF YEAR REPORT



WELCOME TO *à la carte*!

à la carte is your gateway to a world of exclusive accommodation rates, dining privileges and leisure benefits from Millennium & Copthorne Hotels New Zealand.

With a network of hotels right across New Zealand, *à la carte* offers members a complimentary night's stay, exclusive offers for weekday and weekend stays as well as late check-outs and upgrades at participating Millennium, Copthorne and Kingsgate Hotels and Resorts. Take a 'Leisure Escape' to the Bay of Islands, Rotorua, Christchurch or Queenstown. Discover the Winterless North or have a Winter Wonderland experience instead.

We offer some of New Zealand's finest cuisine at many of our restaurants up and down the country – from the food that Kiwis grew up with at Jimmy Cook's Kiwi Kitchen to fine dining at Piko Piko Restaurant, use your *à la carte* membership to access more exclusive offers when you dine with us during your stay.

Our leisure benefits encompass a wide range of great activities to complement your journeys – *à la carte* members have access to wide ranging offers from Avis rental cars, to scenic adventures and even tickets to the New Zealand Symphony Orchestra.

Indulge in the *à la carte* experience and treat yourself to the luxury of our hotels, fine dining and great activities around New Zealand.

Visit www.clubalc.co.nz today to join today!



For further information, call *à la carte* at 0800 CLUB ALC (2582 252) or email reservations@clubalc.co.nz or visit our website www.clubalc.co.nz

Chairman's Review

FINANCIAL PERFORMANCE

The Directors of Millennium & Copthorne Hotels New Zealand Limited ("MCK") announced an unaudited operating profit after tax of \$13.29 million for the six month period ending 30 June 2008 (2007: \$12.95 million). Operating profit before tax and minorities was \$20.76 million (2007: \$25.51 million).

Shareholders' funds excluding minority interests as at 30 June 2008 totaled \$402.21 million (2007: \$358.79 million) with total assets at \$606.60 million (2007: \$567.95 million). Net asset backing (excluding minority interests) per share as at 30 June 2008 was 115.0 cents per share (2007: 102.6cps).

GROUP RESULTS FOR THE SIX MONTHS ENDING 30 JUNE 2008 (NZ IFRS):

Group revenue and other income for the period under review was \$76.92 million (2007: \$94.98 million). While a one-off foreign exchange gain of \$7.00 million was recognized, Group revenue was primarily affected by a sharp fall in revenue within CDL Investments New Zealand Limited. This fall reflected the difficult market conditions in the New Zealand property market at present.

Gross operating profit decreased to \$38.69 million (2007: \$49.49 million). However, taking into account the closure of the Kingsgate Hotel Greenlane and the expiry of the lease for the Copthorne Hotel Wellington Plimmer Towers, the New Zealand hotel operations have traded within expectations.

NEW ZEALAND HOTEL OPERATIONS

Total revenue for the New Zealand hotel operations (18 owned or leased and operated hotels excluding 13 franchised properties) for the period under review was \$61.94 million (2007: \$63.54 million). Hotel occupancy for the period was 69.3% across the Group.

During the period under review, the Group acquired the freehold and leasehold interests to the Copthorne Hotel Auckland Harbourside. Settlement occurred on 30 June 2008 and, while the purchase price is confidential to the parties, this was a strategic investment in a prime CBD waterfront site. The Group will be considering how to better utilize the property over the medium term. Earlier this year, sound proof windows to all 187 rooms in the hotel were installed, and soft refurbishments of the rooms, Tactics Restaurant and Bar areas and the conference rooms were completed.

The Group also signed a three-month management agreement for the Metropolis Hotel Auckland. The lease on the Copthorne Hotel Wellington Plimmer Towers ended in April 2008.

CDL INVESTMENTS NEW ZEALAND LIMITED ('CDLI')

CDLI announced an unaudited operating profit after tax for the six months ended 30 June 2008 of \$1.48 million (2007: \$7.56 million). While disappointing when compared to previous years' results, this reflects the current state of the New Zealand property market. CDLI is not forecasting a loss for 2008 and we remain confident that it remains well positioned for medium to long term growth.

OFFSHORE INVESTMENTS – AUSTRALIA AND CHINA

In Australia, the majority of the units within the Zenith Residences are now on short-term leases.

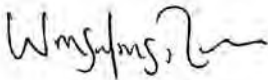
In China, the Company's economic interest in First Sponsor Capital Limited ("First Sponsor") remains approximately 34%. In January 2008, First Sponsor agreed to acquire a strata-titled hotel in Hainan

Chairman's Review - continued

and has now obtained majority ownership and operational control of this hotel. Also during the period under review, it has won a public land tender in Lianzhou and also acquired a group of companies in Chengdu, Sichuan Province, which own, amongst other assets, commercial and residential land for development as well as an industrial factory which has the potential for redevelopment. No material adverse effects arose from the Sichuan earthquakes in May although one development project has been temporarily stopped pending the issuance of certain permits before construction can resume. The prospects for First Sponsor's other developments in the Guangdong province remains positive, although bad weather in South China has delayed construction works. Management will continue to monitor development progress carefully.

OUTLOOK

Considering the sharp decline in revenue from CDLI and a continuing decline in overseas visitor numbers from key markets, the result for the six months to 30 June 2008 is an acceptable one. Both the Board and Management are, however, conscious that market conditions for the remainder of 2008 are uncertain and difficult at all levels and the Board has directed Management to carefully review all aspects of the Company's operations in order to extract maximum gains while monitoring costs and remaining competitive. At this stage, while the Company believes that the year-end result will be profitable, shareholders are cautioned against expecting profits and dividends at levels seen in previous years as profitability and revenue depend on the Company's ability to maintain market share.



Wong Hong Ren

Chairman

6 August 2008

Condensed Consolidated Interim Income Statement

For the six months ended 30 June 2008

Dollars in thousands	Note	Unaudited 6 months to 30/6/08	Unaudited 6 months to 30/6/07
REVENUE		65,530	88,319
Cost of Sales		(26,844)	(38,826)
Gross Profit		38,686	49,493
Administrative Expenses		(17,055)	(16,320)
Other Operating Expenses		(11,165)	(12,479)
Operating Profit Before Finance Costs		10,466	20,694
Finance Income		11,393	6,665
Finance Costs		(2,387)	(1,850)
Net Finance Income		9,006	4,815
Share of Profit of Associate		1,288	-
Profit Before Tax		20,760	25,509
Income Tax Expense		(3,437)	(7,456)
Profit for the Period		17,323	18,053
Attributable to:			
Equity holders of the Parent		13,286	12,953
Minority Interest		4,037	5,100
		17,323	18,053

DETAILS OF SPECIFIC RECEIPTS/ OUTLAYS, REVENUES/EXPENSES

Amortisation of Intangibles		(51)	(122)
Audit Fees		(166)	(135)
Depreciation		(4,045)	(3,612)
Interest Income		4,388	6,657
Net Foreign Exchange Gain		7,004	8
Interest Expense		(2,387)	(1,850)
Leasing and Rental Expenses		(5,691)	(5,579)
Net Gain/(Loss) on Disposal of Property, Plant and Equipment		41	(1,089)
Earnings Per Share (Cents)			
- Basic	3	3.80c	3.71c
- Diluted	3	3.80c	3.71c

The attached notes on pages 8 to 10 form part of, and are to be read in conjunction with, these Financial Statements.

Condensed Consolidated Interim Balance Sheet

As at 30 June 2008

Dollars in thousands	Unaudited 6 months to 30/6/08	Audited Year 31/12/07	Unaudited 6 months to 30/6/07
SHAREHOLDERS' EQUITY			
Issued Capital	430,330	430,330	430,330
Reserves	(28,036)	(34,191)	(71,458)
Treasury Stock	(85)	(85)	(85)
Minority Interests	95,023	114,207	130,300
Total Equity	497,232	510,261	489,087
<i>Represented by:</i>			
NON CURRENT ASSETS			
Property, Plant and Equipment	327,934	295,030	251,562
Development Properties	139,097	121,009	96,047
Intangible Assets	4,635	4,686	4,691
Investment in Associate	69,322	41,793	-
Total Non Current Assets	540,988	462,518	352,300
CURRENT ASSETS			
Cash and Cash Equivalents	32,466	102,971	171,589
Trade and Other Receivables	25,853	26,007	23,337
Inventories	1,752	1,945	1,740
Income Tax Receivable	1,160	-	-
Development Properties	4,378	11,413	18,987
Total Current Assets	65,609	142,336	215,653
Total Assets	606,597	604,854	567,953
NON CURRENT LIABILITIES			
Interest-bearing Loans and Borrowings	68,228	53,995	48,745
Provisions	517	724	539
Deferred Tax Liabilities	19,004	17,141	12,152
Total Non Current Liabilities	87,749	71,860	61,436
CURRENT LIABILITIES			
Trade and Other Payables	18,204	17,680	13,949
Related Parties	198	481	202
Provisions	3,214	4,483	1,356
Income Tax Payable	-	89	1,923
Total Current Liabilities	21,616	22,733	17,430
Total Liabilities	109,365	94,593	78,866
Net Assets	497,232	510,261	489,087

The attached notes on pages 8 to 10 form part of, and are to be read in conjunction with, these Financial Statements.

Condensed Consolidated Interim Statement of Cash Flows

For the six months ended 30 June 2008

Dollars in thousands	Unaudited 6 months to 30/6/08	Unaudited 6 months to 30/6/07
CASH FLOWS FROM OPERATING ACTIVITIES		
Cash was provided from:		
Receipts from Customers	73,209	83,458
Interest Received	4,373	6,627
	<u>77,582</u>	<u>90,085</u>
Cash was applied to:		
Payments to Suppliers and Employees	(57,066)	(73,222)
Interest Paid	(2,280)	(1,782)
Income Tax Paid	(4,208)	(6,744)
	<u>(63,554)</u>	<u>(81,748)</u>
Net Cash Inflow from Operating Activities	14,028	8,337
CASH FLOWS FROM INVESTING ACTIVITIES		
Cash was provided from:		
Proceeds from Sale of Residential Development Properties	-	6,436
Sale of Property, Plant and Equipment	9	96
	<u>9</u>	<u>6,532</u>
Cash was applied to:		
Purchase of Property, Plant and Equipment	(37,256)	(10,657)
Purchase of Investment in Associate	(27,361)	-
	<u>(64,617)</u>	<u>(10,657)</u>
Net Cash Outflow From Investing Activities	(64,608)	(4,125)
CASH FLOWS FROM FINANCING ACTIVITIES		
Cash was provided from:		
Drawdown of Borrowings	16,000	4,446
	<u>16,000</u>	<u>4,446</u>
Cash was applied to:		
Repayment of Borrowings	(1,767)	-
Repayment of Shares to Minority Shareholders	(23,742)	-
Dividends Paid to Shareholders of Millennium & Copthorne Hotels New Zealand Ltd	(8,731)	(8,732)
Dividends Paid to Minority Shareholders	(2,255)	(2,258)
	<u>(36,495)</u>	<u>(10,990)</u>
Net Cash Outflow from Financing Activities	(20,495)	(6,544)
Net Decrease in Cash Held	(71,075)	(2,332)
Add Opening Cash and Cash Equivalents	102,971	174,755
Exchange Rate Adjustment	570	(834)
Closing Cash and Cash Equivalents	<u>32,466</u>	<u>171,589</u>
Comprising:		
Cash and Cash Equivalents	32,466	171,589
Closing Cash and Cash Equivalents	<u>32,466</u>	<u>171,589</u>

The attached notes on pages 8 to 10 form part of, and are to be read in conjunction with, these Financial Statements.

Condensed Consolidated Interim Statement of Cash Flows

For the six months ended 30 June 2008

Dollars in thousands	Unaudited 6 months to 30/6/08	Unaudited 6 months to 30/6/07
RECONCILIATION OF NET PROFIT FOR THE PERIOD TO CASH FLOWS FROM OPERATING ACTIVITIES		
Net Profit after Taxation	17,323	18,053
Adjusted for non cash items:		
Amortisation of Intangibles	51	122
Depreciation	4,045	3,612
Income Tax Expense	3,437	7,456
Net (Gain) / Loss on Disposal of Property, Plant and Equipment	(41)	1,089
Share of Profit of Associate	(1,288)	-
Adjustments for movements in working capital:		
(Increase) / Decrease in Receivables	659	(4,899)
(Increase) / Decrease in Inventories	193	152
(Increase) / Decrease in Development Properties	(5,326)	(6,428)
Increase / (Decrease) in Payables	1,706	(2,138)
Increase / (Decrease) in Related Parties	(243)	(87)
Cash generated from Operations	20,516	16,932
Interest Paid	(2,280)	(1,851)
Income Tax Paid	(4,208)	(6,744)
Cash Inflows from Operating Activities	14,028	8,337

The attached notes on pages 8 to 10 form part of, and are to be read in conjunction with, these Financial Statements.

Condensed Consolidated Interim Statements of Changes in Equity

For the six months ended 30 June 2008

	Attributable to Equity Holders of the Parent						Minority Interests	Total Equity
	Share Capital	Revaluation Reserves	Exchange Reserves	Accumulated Losses	Treasury Stock	Total		
Dollars in thousands								
Balance at 1 January 2007	430,330	67,840	(2,005)	(140,668)	(85)	355,412	127,257	482,669
Revaluation of Property, Plant and Equipment	-	912	-	-	-	912	130	1,042
Movement in Exchange Translation Reserve	-	-	(1,610)	-	-	(1,610)	(1,017)	(2,627)
Income and Expense recognised directly in Equity	-	912	(1,610)	-	-	(698)	(887)	(1,585)
Profit for the Period	-	-	-	12,953	-	12,953	5,100	18,053
Total Recognised Income and Expense	-	912	(1,610)	12,953	-	12,255	4,213	16,468
Dividends paid to:								
Equity holders of the Parent	-	-	-	(8,732)	-	(8,732)	-	(8,732)
Minority Interests	-	-	-	-	-	-	(2,258)	(2,258)
Movement in Minority Interest	-	-	-	(148)	-	(148)	1,088	940
Balance at 30 June 2007	430,330	68,752	(3,615)	(136,595)	(85)	358,787	130,300	489,087
Balance at 1 January 2008	430,330	91,232	(83)	(125,340)	(85)	396,054	114,207	510,261
Movement in Exchange Translation Reserve	-	-	1,660	-	-	1,660	1,755	3,415
Income and Expense recognised directly in Equity	-	-	1,660	-	-	1,660	1,755	3,415
Profit for the Period	-	-	-	13,286	-	13,286	4,037	17,323
Total Recognised Income and Expense	-	-	1,660	13,286	-	14,946	5,792	20,738
Dividends paid to:								
Equity holders of the Parent	-	-	-	(8,731)	-	(8,731)	-	(8,731)
Minority Interests	-	-	-	-	-	-	(2,255)	(2,255)
Movement in Minority Interest	-	-	-	(60)	-	(60)	(22,721)	(22,781)
Balance at 30 June 2008	430,330	91,232	1,577	(120,845)	(85)	402,209	95,023	497,232

The attached notes on pages 8 to 10 form part of, and are to be read in conjunction with, these Financial Statements.

Notes to the Condensed Consolidated Interim Financial Statements

for the six months ended 30 June 2008 (unaudited)

1. Significant accounting policies

Millennium & Copthorne Hotels New Zealand Limited is a company domiciled in New Zealand, registered under the Companies Act 1993 and listed on the New Zealand Stock Exchange. Millennium & Copthorne Hotels New Zealand Limited (the "Company") is an issuer in terms of the Financial Reporting Act 1993. The condensed consolidated interim financial statements of the Company for the six months ended 30 June 2008 comprise the Company and its subsidiaries (together referred to as the "Group").

The condensed consolidated interim financial statements were authorised for issuance on 6 August 2008.

(a) Statement of compliance

The condensed consolidated interim financial statements have been prepared in accordance with New Zealand Generally Accepted Accounting Practice (NZ GAAP). They comply with New Zealand equivalents to International Financial Reporting Standards (NZ IFRSs) as appropriate for profit orientated entities. Compliance with NZ IFRSs ensures that the consolidated financial statements also comply with International Reporting Standards (IFRSs). The condensed consolidated interim financial statements do not include all of the information required for full annual financial statements.

The accounting policies applied by the Group in these condensed consolidated interim financial statements are the same as those applied by the Group in its consolidated financial statements for the year ended 31 December 2007.

(b) New standards adopted and interpretations not yet adopted

The International Accounting Standards Board has issued a number of standards, amendments and interpretations which are not yet effective. The Group has not yet applied these in preparing these condensed consolidated interim financial statements. The application of these standards, amendments and interpretations would require further disclosures but is not expected to have a material impact on the Group's results.

2. Segment reporting

Segment information is presented in the consolidated interim financial statements in respect of the Group's business and geographical segments. Business segments are the primary basis of segment reporting. Segment reporting format reflects the Group's management and internal reporting structure.

Inter-segment pricing is determined on an arm's length basis. Segment results include items directly attributable to a segment as well as those that can be allocated on a reasonable basis.

Business segments

The Group consisted of the following main business segments:

- Hotel operations, comprising income from the ownership and management of hotels.
- Property operations, comprising the development and sale of land and development properties and investment property rental income.

Geographical segments

The Group consisted of the following main geographic segments:

- New Zealand
- Australia
- Asia.

Notes to the Condensed Consolidated Interim Financial Statements

for the six months ended 30 June 2008 (unaudited)

2. Segment reporting - continued

Dollars in thousands	Hotel		Property		Group	
	Unaudited 6 months to 30/06/08	Unaudited 6 months to 30/06/07	Unaudited 6 months to 30/06/08	Unaudited 6 months to 30/06/07	Unaudited 6 months to 30/06/08	Unaudited 6 months to 30/06/07
	Segment Revenue	61,943	63,539	14,980	31,445	76,923
Segment Profit before Tax	7,694	9,578	11,778	15,931	19,472	25,509
Share of Profit of Associate	-	-	1,288	-	1,288	-
Income Tax Expense					(3,437)	(7,456)
Profit for the Period					17,323	18,053
Segment Assets	357,194	288,747	180,081	279,206	537,275	567,953
Investment in Associate	-	-	69,322	-	69,322	-
Total Assets	357,194	288,747	249,403	279,206	606,597	567,953

Dollars in thousands	New Zealand		Australia		Asia		Group	
	Unaudited 6 months to 30/06/08	Unaudited 6 months to 30/06/07	Unaudited 6 months to 30/06/08	Unaudited 6 months to 30/06/07	Unaudited 6 months to 30/06/08	Unaudited 6 months to 30/06/07	Unaudited 6 months to 30/06/08	Unaudited 6 months to 30/06/07
	Segment Revenue	67,120	83,897	9,803	11,087	-	-	76,923
Segment Profit before Tax	10,950	21,054	8,522	4,455	-	-	19,472	25,509
Share of Profit of Associate	-	-	-	-	1,288	-	1,288	-
Income Tax Expense							(3,437)	(7,456)
Profit for the Period							17,323	18,053
Segment Assets	447,998	373,696	89,277	194,257	-	-	537,275	567,953
Investment in Associate	-	-	-	-	69,322	-	69,322	-
Total Assets	447,998	373,696	89,277	194,257	69,322	-	606,597	567,953

Notes to the Condensed Consolidated Interim Financial Statements

for the six months ended 30 June 2008 (unaudited)

3. Earnings per share

Six month period ended 30 June 2008

The basic earnings per share of 3.80 cents (30 June 2007: earnings per share of 3.71 cents) are based on the profit attributable to ordinary shareholders of \$13.29m (30 June 2007: profit of \$12.95m) and weighted average number of ordinary shares outstanding during the period ended 30 June 2008 of 349,268,439 (30 June 2007: 349,268,439).

The calculation of diluted earnings per share of 3.80 cents (30 June 2007: earnings per share of 3.71 cents) is the same as basic earnings per share.

4. Material events subsequent to the end of the interim period

There were no material events subsequent to the end of the six month period ended 30 June 2008 (30 June 2007: Nil) that would require disclosure.

5. Changes in contingent liabilities and contingent assets since last annual balance sheet date

There were no such changes in contingent liabilities and contingent assets that would require disclosure for the six month period ended 30 June 2008 (30 June 2007: Nil).

6. Related party transactions

Millennium & Copthorne Hotels New Zealand Limited is a 70.22% owned subsidiary of CDL Hotels Holdings New Zealand Limited which is a wholly owned subsidiary of Millennium & Copthorne Hotels plc in the United Kingdom. The ultimate parent company is Hong Leong Investment Holdings Pte Ltd in Singapore.

During the six month period ending 30 June 2008, costs amounting to \$125,000 (30 June 2007: \$125,000) have been recorded in the Income Statement in respect of:

- Reimbursement of expenses incurred by Millennium & Copthorne Hotels plc on behalf of the New Zealand subsidiary; and
- Fees payable to Millennium & Copthorne Hotels plc for the provision of management and marketing support.

Shareholder Information and Disclosures

20 LARGEST SHAREHOLDERS (as at 30 June 2008)

Rank	Shareholder	No. of Securities	%
1	CDL Hotels Holdings New Zealand Limited	245,493,635	70.22
2	National Nominees New Zealand Limited (NZCSD)	14,152,868	4.05
3	Accident Compensation Corporation (NZCSD)	13,981,290	4.00
4	HSBC Nominees (New Zealand) Ltd (State Street A/c) (NZCSD)	10,296,959	2.95
5	Kappa Alpha Ltd	9,813,829	2.81
6	Sky Hill Ltd	5,275,000	1.51
7	Citibank Nominees (New Zealand) Ltd (NZCSD)	4,873,989	1.39
8	TEA Custodians Ltd (NZCSD)	3,439,521	0.98
9	Leng Beng Kwek	3,000,000	0.86
10	Amalgamated Dairies Ltd	2,268,147	0.65
11	HSBC Nominees (New Zealand) Ltd (NZCSD)	2,251,339	0.64
12	Hong Ren Wong	2,000,000	0.57
13	Custodial Services Ltd	1,882,652	0.54
14	ANZ Nominees Limited (NZCSD)	1,372,279	0.39
15	Kay Hong Chiam	1,219,500	0.35
16	Joan Lesley Thompson	750,000	0.21
17	Private Nominees Ltd (Residents A/c)	589,980	0.17
18	Tecity Management Pte Ltd	538,905	0.15
19	Sita Singh	500,000	0.14
20	Vincent Wee Eng Yeo	500,000	0.14

Substantial Security Holders

In accordance with section 26 of the Securities Markets Act 1988, the following persons are deemed to be Substantial Security Holders of the Company:

	Securities	%
CDL Hotels Holdings New Zealand Limited	245,493,635	70.22

CDL Hotels Holdings New Zealand Limited is a wholly owned subsidiary of Millennium & Copthorne Hotels plc. As at 30 June 2008, the total number of issued voting securities of Millennium & Copthorne Hotels New Zealand Limited was 349,598,066 and this includes 329,627 shares held by the Company as treasury stock.

General Disclosures of Interest

As at 30 June 2008, the Directors of the Company have made general disclosures of interest in the following companies:

HR WONG

Chairman / President / Director of:

CDL Hotels (Phils) Corporation Grand Plaza Hotel Corporation

Chairman / Director of:

CDL Investments New Zealand Limited M&C Business Trust Management Limited M&C REIT Management Limited

Director / President of:

The Philippine Fund Ltd

Executive Director of:

Millennium & Copthorne Hotels plc

Director of:

Birkenhead Holdings Pty Ltd

Birkenhead Investments Pty Ltd

Birkenhead Services Pty Ltd

CDL Hotels Holdings New Zealand Limited

CDL Land New Zealand Limited

Hotelcorp New Zealand Ltd

KIN Holdings Limited

Kingsgate Holdings Pty Ltd

Kingsgate Hotel Pty Ltd

General Disclosures of Interest

HR WONG (continued)

Kingsgate International Corporation Limited
Quantum Limited

CDL Entertainment & Leisure Pte Ltd
CDL Hotels (Singapore) Pte Ltd
Cophorne Orchid Hotel Singapore Pte Ltd
Hainan Junxuan Hotel Limited
Hospitality Holdings Pte Ltd
London Britannia Hotel Limited
Millennium & Cophorne (Jersey) Limited
Millennium & Cophorne Middle East Holdings Limited
Republic Hotels Suzhou Pte Ltd
Zatrio Pte Ltd.

Member of Board of Commissioner of:
PT. Millennium Sirih Jakarta Hotel

Member of Management Board:
ATOS Holding AG

Kingsgate Investments Pty. Ltd

CDL Hotels (Korea) Ltd
Chancery Ltd
First Sponsor Capital Limited
Harbour Land Corporation
Idea Valley Investment Holdings Ltd
M&C Hotels Holdings Ltd
Millennium & Cophorne International Limited
Rogo Realty Corporation

Alternate Director to Mr Kwek Leng Beng:
Portland Limited (In Member's voluntary liquidation)

Millennium & Cophorne Hotels Pty Ltd

CDL Hotels (Labuan) Limited
City e-Solutions Limited
Guangdong Idea Valley City Strategy Limited
Harrow Entertainment Pte Ltd
International Design Link Pte Ltd
M&C Hotels Holdings USA Limited

Newbury Investments Pte Ltd
TOSCAP Limited

VWEYEO

Director / President of:
SWAN Holdings Limited

Executive Director / Chief Executive Officer of:
City e-Solutions Limited

Director of:

CDL Hotels Holdings New Zealand Limited
Kingsgate International Corporation Ltd
CDLHT (BVI) Two Ltd
City Hotels Pte. Ltd
Hospitality Ventures Pte Ltd
M&C Holdings (Thailand) Ltd
MindChamps Holdings Pte Ltd
Republic Iconic Hotel Pte Ltd
SWAN USA Inc.
Tune Hospitality Investments FZCO

Non-Resident Director of:
M&C (Mauritius) Holdings Limited

M&C Business Trust Management Limited

CDL Investments New Zealand Limited
CDL Hotels (Singapore) Pte Ltd
CES Education Holdings Pte Ltd
Fena Estate Company Limited
M and C Rakindo Hospitality Private Ltd
Millennium & Cophorne Hotel Holdings (Hong Kong) Limited
MindChamps Preschool Pte. Limited
Richfield Hospitality Inc.
The Elise Group Inc
Zillion Holdings Limited

M&C REIT Management Limited

KIN Holdings Ltd
CDLHT (BVI) One Ltd
CES Hospitality Holdings Limited
Hospitality Holdings Pte Ltd
M&C (India) Holdings Pte Ltd
MindChamps Singapore Pte. Limited
Sceptre Hospitality Resources Inc
THI Sdn. Bhd.

BK CHIU

Chairman / Director of:
Quantum Ltd

Director of:

All Seasons Hotels & Resorts Ltd
Hospitality Group Ltd
Kingsgate Hotels Ltd
Millennium & Cophorne Hotels New Zealand Ltd

Waitangi Resort Joint Venture Committee

CDL Land New Zealand Ltd
Hospitality Leases Ltd
Kingsgate Hotels & Resorts Ltd
QINZ Holdings (New Zealand) Ltd

Context Securities Ltd
Hospitality Services Ltd
Millennium & Cophorne Hotels Ltd
QINZ (Anzac Avenue) Ltd

R BOBB

Director of:

Bobb Management Pty Ltd
Birkenhead Services Pty Ltd
Furscarbo Pty Ltd
Kingsgate Holdings Pty Ltd
RAB Capital Pty Ltd

Consultant to:

Richard A Bobb Chartered Accountants

Birkenhead Holdings Pty Ltd
Bobb Nominees Pty Ltd
Hotelcorp New Zealand Pty Ltd
Kingsgate Investments Pty Ltd
Wombat Securities Pty Ltd

Birkenhead Investments Pty Ltd
Continental Investments Pty Ltd
Kingsgate Hotel Pty Ltd
Millennium & Cophorne Hotels Pty Ltd.

G A MCKENZIE

Director of:
GMACK Consulting Ltd

McHarry Holdings Ltd

Consultant to:

Bell Gully, Barristers and Solicitors

MOMENTS TO treasure ...IN OUR OWN backyard



Our special day




Breakfast in bed with Mum and Dad



Here's to good times with friends



Special moments with our grandson



View from the beach of the beautiful Copthorne Hotel & Resort Hokianga



Celebrating Emma's Birthday



MILLENNIUM
HOTELS AND RESORTS

MILLENNIUM ■ COPTHORNE ■ KINGSGATE

New Zealand's largest hotel group

www.millenniumhotels.co.nz

Where can you find us?

Our family of fine hotels are located throughout New Zealand in whatever style you choose... total luxury at Millennium, superbly appointed corporate and leisure at Copthorne or experience true 'kiwi' hospitality at Kingsgate.

MILLENNIUM HOTELS AND RESORTS

Millennium Hotel Rotorua

Cnr Eruera & Hinemaru Streets, Rotorua

Millennium Hotel & Resort Manuels Taupo

243 Lake Terrace, Taupo

Millennium Hotel Christchurch

14 Cathedral Square, Christchurch

Millennium Hotel Queenstown

Cnr Frankton Road & Stanley Street, Queenstown

COPTHORNE HOTELS AND RESORTS

Copthorne Hotel & Resort Bay of Islands

Tau Henare Drive, Paihia

Copthorne Hotel & Resort Hokianga

State Highway 12, Omapere, Hokianga

Copthorne Hotel Auckland, Anzac Avenue

150 Anzac Avenue, Auckland

Copthorne Hotel Auckland, HarbourCity

196 - 200 Quay Street, Auckland

Copthorne Hotel Taupo

100 Lake Terrace, Taupo

Copthorne Hotel Grand Central, New Plymouth

42 Powderham Street, New Plymouth

Copthorne Hotel & Resort Solway Park, Wairarapa

High Street South, Masterton

Copthorne Hotel Wellington, Oriental Bay

100 Oriental Parade, Oriental Bay, Wellington

Copthorne Hotel Marlborough

20 Nelson Street, Blenheim

Copthorne Hotel Christchurch, Central

776 Colombo Street, Christchurch

Copthorne Hotel Christchurch, Durham Street

Cnr Durham & Kilmore Streets, Christchurch

Copthorne Hotel Commodore Christchurch

449 Memorial Ave, Christchurch

Copthorne Hotel & Resort Queenstown, Lakefront

Cnr Adelaide Street & Frankton Road, Queenstown

KINGSGATE HOTELS AND RESORTS

Kingsgate Hotel Autolodge, Paihia

Marsden Road, Bay of Islands

Kingsgate Hotel Whangarei

9 Riverside Drive, Whangarei

Kingsgate Hotel Parnell, Auckland

92-102 Gladstone Road, Parnell, Auckland

Kingsgate Hotel Hamilton

100 Garnett Avenue, Te Rapa, Hamilton

Kingsgate Hotel Rotorua

Fenton Street, Rotorua

Kingsgate Hotel The Avenue, Wanganui

379 Victoria Avenue, Wanganui

Kingsgate Hotel Palmerston North

110 Fitzherbert Avenue, Palmerston North

Kingsgate Hotel Wellington

24 Hawkestone Street, Wellington

Kingsgate Hotel Beachcomber, Nelson

23 Beach Road, Tahunanui, Nelson

Kingsgate Hotel Greymouth

32 Mawhera Quay, Greymouth

Kingsgate Hotel Brydone, Oamaru

115 Thames Street, Oamaru

Kingsgate Hotel Terraces, Queenstown

88 Frankton Road, Queenstown

Kingsgate Hotel Te Anau

20 Lakefront Drive, Te Anau

Kingsgate Hotel Dunedin

10 Smith Street, Dunedin

